



VHF/UHF DIGITAL TRANSCEIVER

# ID-52A

## Multi-Function D-STAR Dual Bander with Color Display and Bluetooth®

The image shows the ICOM ID-52A radio with several floating screens illustrating its features:

- Call Log:** Shows a call from Kirkland (443.575) to CQ (CQ CQ CQ) at 10:30.
- Repeater List:** Lists nearby repeaters: Kirkland, Bellevue, and Burien, with a distance of 5.3km.
- GPS Position:** Displays coordinates (47° 40.13'N, 122° 12.75'W), altitude (94ft), speed (0.5mph), and time (14:05:04).
- GPS Information:** Shows a satellite constellation diagram with 12 satellites and the same coordinates as the GPS Position screen.
- Menu:** A grid of icons for VOICE, RECORD, FM RADIO, MEMORY, CD, DV GW, PICTURE, GPS, and SET.
- Main Display:** Shows a call from Kirkland (443.575) to Herne Bay, with a frequency of 145.000 and D-STAR mode.

At the bottom, icons represent the following features:

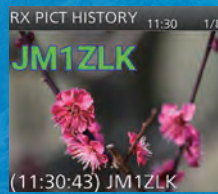
- GPS
- Micro USB
- SPEAKER OUTPUT 750mW
- IPX7
- Micro SD
- VHF/UHF AIRBAND
- COLOR DISPLAY
- Bluetooth®
- Terminal Mode DV Gateway Access Point Mode
- D-STAR**

# Multi-Function Dual

## Longer Distance Communication

The ID-52A is a VHF/UHF dual bander with D-STAR and FM dual mode functions. The ID-52A supports conventional FM communications as well as D-STAR simplex, repeater, regional, and worldwide calls over the D-STAR Internet gateway. With the ID-52A, you can call a friend in another city, or even internationally through D-STAR repeaters, with digital clear audio. In addition, the ID-52A can send digital voice with data, text messages, GPS location information and pictures.

### Picture Sharing Functions



Share pictures with other users and see received pictures on the color display. Pictures taken on an Android™ device can be wirelessly transferred to the ID-52A through Bluetooth® technology.

### DR (D-STAR Repeater) Function



DR screen

The DR (D-STAR Repeater) expanded function makes D-STAR and FM repeater communication simple. Combined with the GPS function make selection of a local repeater available with a couple of button pushes based on your location. Additionally, the DR mode supports reflector linking controls.

## Advanced Functions and



### 2.3" Large Color Display



Black background



White background

The ID-52A is equipped with a color display. The display size is increased to 2.3 inches, 320 x 280 pixels (1.7 inches for the ID-51A) to achieve excellent viewability. The display background color is selectable from black and white.



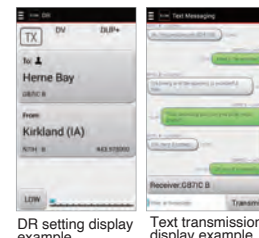
### Bluetooth® Enabled Features



VS-3, Bluetooth® Headset

The optional VS-3 Bluetooth® headset enables hands-free wireless operation. In addition to the PTT and volume up/down

buttons, the VS-3 has 3 programmable buttons that can be assigned functions to improve operability and mobility.



DR setting display example

Text transmission display example

You can easily connect to an Android™ device through Bluetooth®. The Android™ device with the

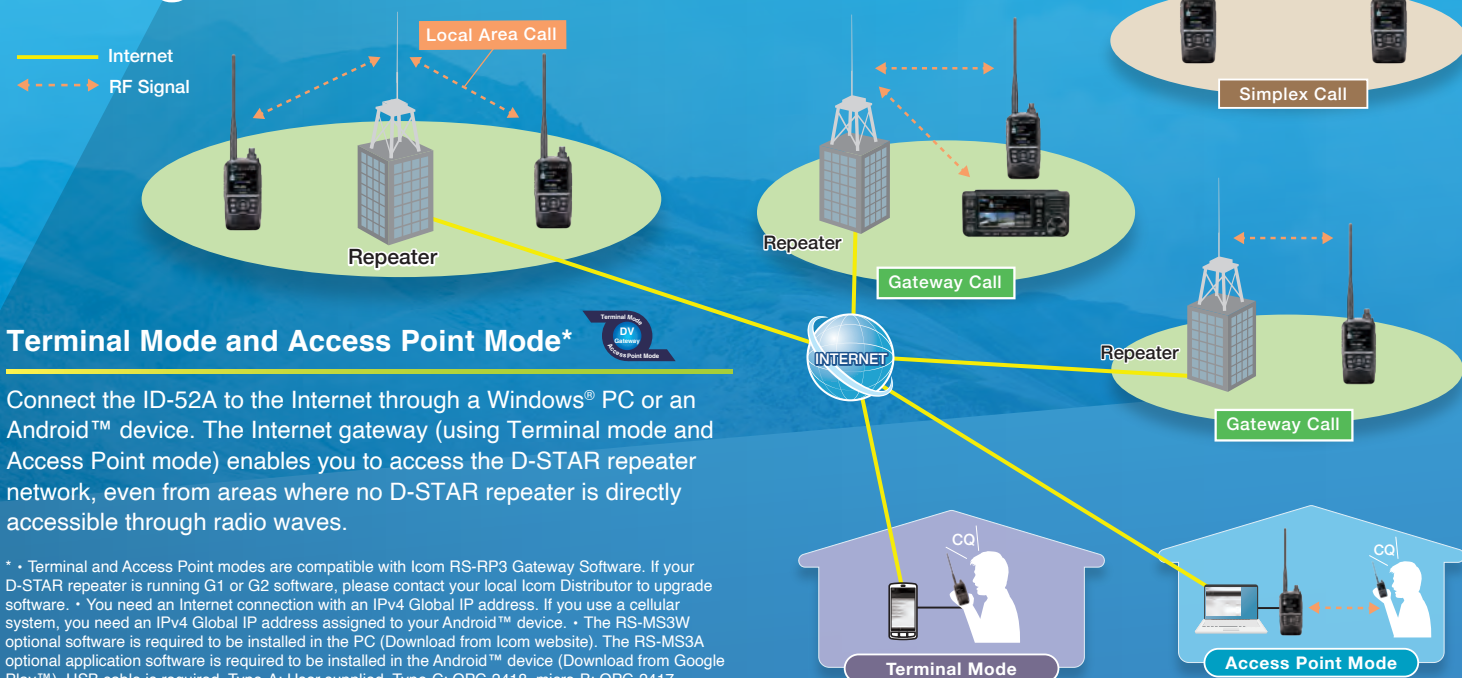
RS-MS1A Remote Control Software installed, can wirelessly control the ID-52A to change operating frequencies and other settings.

VHF/UHF DIGITAL TRANSCEIVER

# ID-52A

# Band D-STAR Transceiver

## Through the D-STAR Network



### Terminal Mode and Access Point Mode\*

Connect the ID-52A to the Internet through a Windows® PC or an Android™ device. The Internet gateway (using Terminal mode and Access Point mode) enables you to access the D-STAR repeater network, even from areas where no D-STAR repeater is directly accessible through radio waves.

\* Terminal and Access Point modes are compatible with Icom RS-RP3 Gateway Software. If your D-STAR repeater is running G1 or G2 software, please contact your local Icom Distributor to upgrade software. • You need an Internet connection with an IPv4 Global IP address. If you use a cellular system, you need an IPv4 Global IP address assigned to your Android™ device. • The RS-MS3W optional software is required to be installed in the PC (Download from Icom website). The RS-MS3A optional application software is required to be installed in the Android™ device (Download from Google Play™). USB cable is required. Type-A: User supplied. Type-C: OPC-2418. micro-B: OPC-2417.

# Operations with Vivid Color Display

## V/V,U/U,V/U Dualwatch Including DV/DV Mode



DV/DV mode

The Dualwatch function monitors the VHF/VHF, UHF/UHF and VHF/UHF bands simultaneously\*. You can quickly respond to a call from the Main and Sub bands. Two DV signals can be decoded at the same time.

\* AM/AM mode Dualwatch is not possible. AM signals can be received on only the Main VFO (A band).

## VHF/UHF Airband and FM Broadcast Receiver



Broadcast Receiver

Airband reception is expanded from VHF to UHF Military airband (225 to 374.995 MHz).

FM broadcast stations can be listened to while using the dualwatch function.

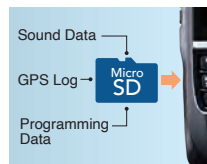
## Integrated GPS/GLONASS Receiver



GPS position with grid locator

D-PRS mode is supported by the internal GPS receiver for sending your location and showing received station location, distance, and direction from your current location. In addition to your location, the ID-52A displays your current Grid Square information. The GPS position data can be used for Position Auto Reply, Near Repeater Search, and GPS log functions.

## microSD Card Slot



You can store QSO Recording, TX Voice Memory, pictures, QSOs and GPS log data. Firmware upgrades, Repeater lists and other personal settings onto a microSD card (up to 32 GB). This can be uploaded into the ID-52A radio.

## Micro USB Connector

The ID-52A has a Multi-function USB port as well as USB host function, for charging the Icom battery packs, PC Programming, read/write contents to the microSD card, Terminal/Access Point mode support, as well as CI-V control as well as audio.

## IPX7 Waterproof and Tough Construction



With Icom's pioneering IPX7 waterproofing and pro-grade construction, the ID-52A is perfect for your shack or operating in harsh outdoor environments.

## Other Features

- 750 mW loud audio output power
- Improved heat dissipation efficiency for stable operation
- DV fast data mode uses data in place of voice frames
- QSO log in CSV data format
- Accessories for the ID-51A/ID-31A such as battery packs and microphones can be used
- DV/FM near repeater search function
- Voice recorder function
- External DC power jack
- Weather channel receive

**■ SPECIFICATIONS**

GENERAL				
	Version	Transmit	Receiver	Broadcast band
Frequency coverage (Unit: MHz)	USA	144-148, 430-450*	(A) 108-174, 225-479* (B) 137-174, 375-479*	88.0-108.0
	(A) means A band, (B) means B band. Guaranteed range: * 144-148, 440-450 MHz			
Type of emission	F2D, F3E, F7W			
Mode	DV, FM, FM-N, WFM*, AM*, AM-N* (* WFM, AM and AM-N are Rx only)			
Number of memory channels	1000 memory channels, 4 call channels, 50 scan edges, 100 skip channels, 500 broadcast stations, 2500 repeaters, 300 call signs and 300 GPS memories			
Frequency resolution	5, 6.25, 8.33*, 10, 12.5, 15, 20, 25, 30, 50, 100, 125 and 200 kHz * Selectable depending on the operating band.			
Operating temperature range	-20°C to +60°C; -4°F to +140°F			
Frequency stability	±2.5 ppm (-20°C to +60°C on the basis of 25°C)			
Antenna impedance	50 Ω (SMA)			
Power supply requirement	Battery pack	7.4 V DC (with BP-272), 7.2 V DC (with BP-307)		
	Alkaline cells	5.5 V DC (with BP-273)		
	External DC	10-16 V DC		
Current drain (at 7.4 V DC)	Tx High	Less than 2.5 A		
	Rx AF Max.	Less than 450 mA (DV), Less than 400 mA (FM, FM-N) (Internal SP, 8 Ω)		
Dimensions (W×H×D) (projections not included)	61.1 × 121.6 × 34.8 mm; 2.4 × 4.8 × 1.4 in (with BP-272)			
Weight (approx.)	330 g; 11.6 oz (with BP-272 & antenna)			

TRANSMITTER		
Modulation system	DV	GMSK reactance modulation,
	FM, FM-N	FM reactance modulation
Output power (at 7.4 V DC)	5 W, 2.5 W, 1.0 W, 0.5 W, 0.1 W (High, Mid, Low2, Low1, S-low)	
Spurious emissions	Less than -60 dBc (High, Mid), Less than -13 dBm (Low2, Low1, S-low)	
Max. frequency deviation	±5.0/2.5 kHz (FM/FM-N)	
Ext. Mic impedance	2.2 kΩ	

RECEIVER		
Sensitivity	DV	Less than 0.2 μV (at 1% BER)
	FM, FM-N	Less than 0.18 μV (at 12 dB SINAD)
Selectivity	More than 50 dB (DV, FM-N), More than 55 dB (FM)	
Spurious rejection	More than 60 dB	
Audio output power	Internal SP	More than 750 mW (8 Ω load)
	External SP	More than 200 mW (8 Ω load)
Receiver sensitivity (Except amateur bands.)		

	Frequency range (Unit: MHz)	FM/FM-N/WFM (12 dB SINAD)	AM/AM-N (10 dB S/N)
BC band	88.000-108.000	Less than 1 μV (WFM)	-
	108.000-136.991	-	Less than 1 μV
	137.000-142.000	Less than 0.18 μV	Less than 1 μV
	142.005-148.000	Less than 0.18 μV	-
	148.005-174.000	Less than 0.32 μV	-
	225.000-259.995	Less than 0.56 μV	Less than 1.8 μV*
	260.000-354.995	Less than 0.32 μV	Less than 1 μV*
	355.000-374.995	Less than 0.5 μV	Less than 1.8 μV*
	375.000-399.995	Less than 0.5 μV	-
	400.000-479.000	Less than 0.32 μV	-
A band	137.000-148.000	Less than 0.18 μV	-
	148.005-174.000	Less than 0.32 μV	-
	375.000-399.995	Less than 0.5 μV	-
	400.000-479.000	Less than 0.32 μV	-
B band	137.000-148.000	Less than 0.18 μV	-
	148.005-174.000	Less than 0.32 μV	-
	375.000-399.995	Less than 0.5 μV	-
	400.000-479.000	Less than 0.32 μV	-

All stated specifications are subject to change without notice or obligation.  
\*AM-N mode cannot be received from 225 to 374.995 MHz.

Supplied accessories	• Battery pack, BP-272	• Wall charger, BC-167SA
	• Antenna, FA-S270C	• Belt clip, MB-127
* Supplied accessories may differ depending on the transceiver version.		

Icom, Icom Inc. and the Icom logo are registered trademarks of Icom Incorporated (Japan) in Japan, the United States, the United Kingdom, Germany, France, Spain, Russia, Australia, New Zealand, and/or other countries. The Bluetooth® word mark and logos are registered trademark owned by Bluetooth SIG, Inc. and any use of such marks by Icom Inc. is under license. Android and Google Play are registered trademarks or trademarks of Google LLC. iOS is a trademark or a registered trademark of Cisco in the U.S. and other countries and is used under license. Windows is either a registered trademark or a trademark of Microsoft Corporation in the United States and/or other countries. All other trademarks are the properties of their respective holders. D-STAR (Digital Smart Technology for Amateur Radio) is a digital radio protocol developed by JARL (Japan Amateur Radio League).

**Icom Inc.**

1-1-32, Kamiminami, Hirano-Ku, Osaka 547-0003, Japan Phone: +81 (06) 6793 5302 Fax: +81 (06) 6793 0013

[www.icomjapan.com](http://www.icomjapan.com)

**Count on us!**

**Icom America Inc.**  
[www.icomamerica.com](http://www.icomamerica.com)

**Icom (Europe) GmbH**  
[www.icomeurope.com](http://www.icomeurope.com)

**Icom (Australia) Pty. Ltd.**  
[www.icom.net.au](http://www.icom.net.au)

Your local distributor/dealer:

**Icom Canada**  
[www.icomcanada.com](http://www.icomcanada.com)

**Icom Spain S.L.**  
[www.icomspain.com](http://www.icomspain.com)

**Icom Asia Co., Ltd.**  
[www.icomasia.com](http://www.icomasia.com)

**Icom Brazil**  
E-mail: [sales@icombrasil.com](mailto:sales@icombrasil.com)

**Icom (UK) Ltd.**  
[www.icomuk.co.uk](http://www.icomuk.co.uk)

**Shanghai Icom Ltd.**  
[www.bjicom.com](http://www.bjicom.com)

**Icom France s.a.s.**  
[www.icom-france.com](http://www.icom-france.com)

**■ OPTIONAL ACCESSORIES**

Some options may not be available in some countries. Please ask your dealer for details.

BATTERY PACKS AND CASE			
Battery packs	BP-272	BP-307	BP-273
Type	Rechargeable Li-ion, 7.4 V	Rechargeable Li-ion, 7.2 V	LR6 (AA) batteries x3
Capacity	1880 mAh (min.) 2000 mAh (typ.)	3050 mAh (min.) 3150 mAh (typ.)	-
Operating time*	7.25 hours (FM mode)	12 hours (FM mode)	-

\* Approximate. Tx: Rx: standby = 1:1:8. Power save function ON. GPS OFF.

RAPID CHARGER			WALL CHARGER	EARPHONE-MICROPHONES
BC-202IP3L Connectable up to 6 units.	BC-123S*1 Straight plug for single unit.	BC-228 For BC-202IP3L multiple connections.	BC-167S*2	HM-153LS HM-166LS

\*1 BC-123SA for USA plug, SE for Europe plug. \*2 BC-167SA for USA plug, SD for Europe plug, SV for Australia plug.

SPEAKER-MICROPHONES			HEADSETS and PLUG ADAPTER CABLE For VOX Operation	
HM-75LS For remote control	HM-183LS Waterproof	HM-186LS	HS-94 Earhook type	HS-95 Neck arm type
			HS-97 Throat type	OPC-2006LS Required when using any of these headsets

Bluetooth® HEADSET	CIGARETTE LIGHTER CABLES	DC POWER CABLE	PLUG ADAPTER CABLE
VS-3	CP-12L Built-in noise filter	OPC-254L	OPC-2144 Required when using any of HM-75A, HM-153, HM-166 or SP-40.

CARRYING CASE	APPLICATION SOFTWARE*
	<ul style="list-style-type: none"> <li>•RS-MS1A: Remote control application for Android™</li> <li>•RS-MS11: Remote control application for iOS™. Available later.</li> <li>•RS-MS3A: Terminal/Access point mode application for Android™</li> <li>•RS-MS3W: Terminal/Access point mode software for Windows® PC</li> <li>•CS-52: Programming software for Windows® PC.</li> <li>•ST-4001A: Picture Utility Software for Android™</li> <li>•ST-4001I: Picture Utility Software for iOS™</li> <li>•ST-4001W: Picture Utility Software for Windows® PC</li> </ul>
LC-193	* Applications for Android™ can be freely downloaded from Google Play™. Applications for iOS™ can be freely downloaded from the App Store. Software for Windows® PC can be freely downloaded from the Icom website.

OTHER OPTIONS	
•AD-92SMA: SMA-BNC antenna adapter	•CP-25H: Cigarette lighter cable for BC-202IP3L single unit
•FA-S270C: VHF/UHF antenna. Same as supplied	•OPC-2417: USB cable (micro B - micro B)
•MB-127: Belt clip. Same as supplied	•OPC-2418: USB cable (Type C - micro B)
•SP-40: Earphone (OPC-2144 required.)	